

Bioflon

SMOOTHBORE PTFE LINED HOSE



For Chemical Process Fluids Applications

CONTENTS

Front Cover	Page 1
Contents	Page 2
PTFE - The Optimum Choice For Hose Linings	Page 3
Aflex Hose and Bioflon	Page 4
Bioflon Hose Description	Page 5
Bioflon Hose Grades, Specifications and Properties	Page 6
Bioflon Integral PTFE Lined Flange Fittings	Page 7
Bioflon Non-Lined Swivel Flange Fittings, and Bioflon NPT and BSPT Fixed Male Fittings	Page 8
Bioflon Special Usage Conditions	Page 9
Bioflon Quality Assurance, Certification and Approvals and Hose Testing	Page 10
Hose Configuration & Length Calculations:	
- for Bend Radius	Page 11
- for Abrasion & Torque	Page 12
- for Length Calculations	Page 13
Conditions of Sale	Pages 14 & 15

PTFE - THE OPTIMUM CHOICE FOR HOSE LININGS

PTFE, or Polytetrafluoroethylene, comprises long-chain molecules of carbon atoms, each linked to two fluorine atoms.

The fluorine atoms provide a helical spiral which surrounds the carbon chain and protects it.

It is this structure which creates the unique properties for which PTFE is well-known.

EXCELLENT CHEMICAL RESISTANCE

PTFE is renowned as the most chemically resistant material known. Only a very few, very unusual substances and conditions can affect it, like fluorine gas at high temperature and pressure and liquid, boiling sodium metal.

PTFE lined hoses can therefore be used for a wider variety of chemicals than any other hose type, making it the ideal choice for very corrosive chemical applications and multi-product applications.

NON-STICK SURFACE

The use of PTFE as a surface for cookware products has demonstrated to the world how easily cleanable PTFE surfaces are.

This means that PTFE lined hoses can be purged 100% clean more quickly, easily and reliably than any other type of hose.

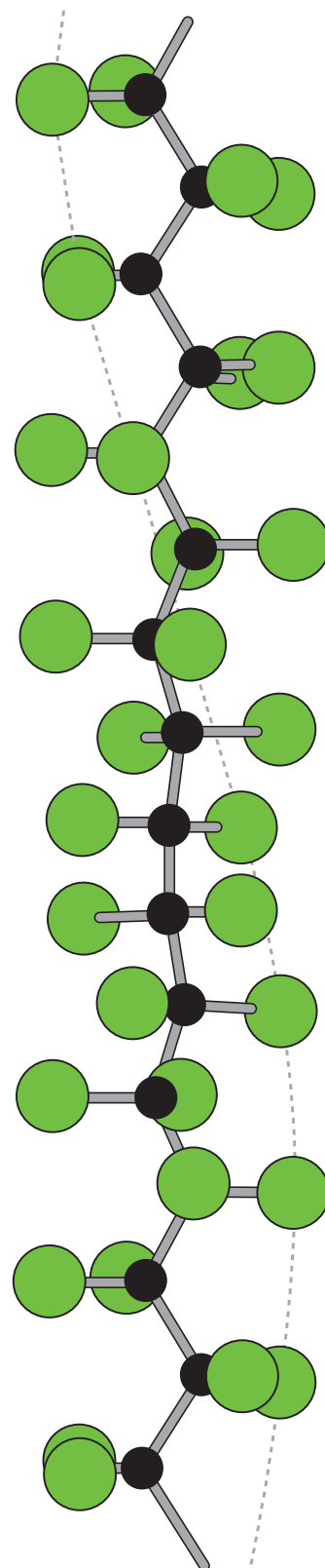
EXCELLENT TEMPERATURE RANGE

The cookware application also demonstrates another of PTFE's many attributes – temperature resistance. PTFE itself can be used as a hose liner at temperatures from -150°C up to $+260^{\circ}\text{C}$, dependent upon the hose design and the application conditions.

This is the widest temperature range of any rubber or plastic hose lining material.

HOSE DESIGN

The only issue with PTFE as a hose lining material is the best way it can be integrated in to the hose design. This is where Aflex Hoses have a proven record of success over the last 30 years.



Section from a PTFE Molecule, 16 Angstrom Units long.



AFLEX HOSE - THE WORLD'S LEADING MANUFACTURER OF PTFE FLEXIBLE HOSE



Aflex Hose, founded in 1973, pioneered the concept of PTFE lined flexible hose for the transfer of process fluids more than 35 years ago.

Corroflon convoluted, together with Bioflex and Corroline smooth bore PTFE hose and other types of PTFE hose, manufactured and supplied by Aflex, are used by major Chemical, Pharmaceutical and Food companies worldwide.

Over the years, hundreds of thousands of custom-built hoses have been designed and built to cope with the most difficult of operating conditions, and Aflex have continuously developed and expanded their product range having pioneered and introduced Antistatic hose, Polypropylene Braided hose, integral PTFE lined end fittings and many other innovations in response to customer demands.

The full range of PTFE lined hose products manufactured by Aflex Hose is available on the Aflex Hose website at: www.aflex-hose.com.

Aflex Hose and Bioflon

Aflex Hose first developed and marketed the Bioflon Hose Product Range in all sizes up to 3" in 1995. This product range was withdrawn in 2000, due to the introduction of Bioflex and Corroline, which have a smooth bore like Bioflon, but are much more flexible.

Bioflex and Corroline, however, are only available in bore sizes up to 2", and customers have called upon Aflex to also provide a smooth bore PTFE lined hose product to complement the Corroline Hose range in the larger bore sizes, 2½" and 3".

There are technical difficulties associated with extending the Corroline range up to 3" bore, and so it has been decided that Aflex should re-introduce 2½" and 3" bore Bioflon Hose in order to satisfy customer requirements.

So,

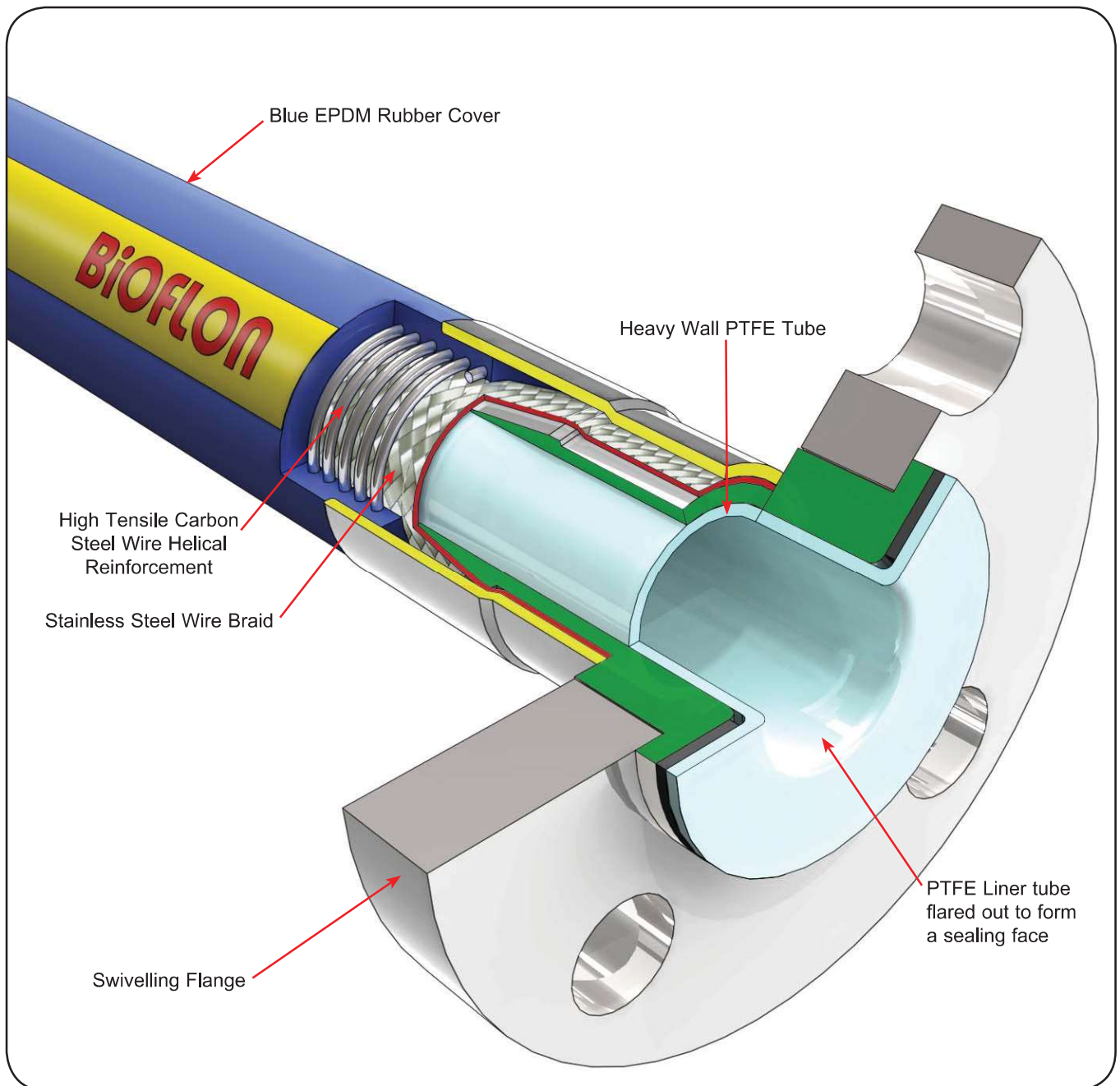
For Hose Bore Sizes from ¾" (10mm) up to 2" (50mm) → USE CORROLINE

For Hose Bore Sizes from 2½" (65mm) and 3" (80mm) → USE BIOFLON

Note: Unlike Corroline, Bioflon is only available with an EPDM blue rubber cover or a clear, platinum cured Silicone rubber cover. The rubber cover is hand wrapped, not extruded, so although it has a smooth surface finish, it is not as even as the extruded cover on Corroline hose.

Also, as indicated above, Bioflon is less flexible than Corroline hose. If good flexibility is a primary requirement, customers may want to consider the option of a 2" bore Corroline Hose, with special, larger 2½" or 3" end fittings attached.

BIOFLON HOSE DESCRIPTION



Construction

- Bioflon Hose includes a smooth bore, thick wall PTFE tube liner. Either Natural PTFE, Grade GP or Antistatic (Black) PTFE, Grade AS.
- A stainless steel wire braid is applied to the outside of the PTFE tube liner.
- A high tensile carbon steel reinforcement wire is helically wound over the wire braid.
- An abrasion resistant Blue EPDM Rubber Cover or a Clear, Silicone Rubber Cover is hand-wrapped on the outside, which moulds around and conforms to the helical wire, holding the wire in place on the hose.

- Notes:**
- The helical wire provides "hoop strength" to the hose construction, reinforcing the hose against kinking and crushing forces.
 - No Glue is used in the hose construction to bond layers together, thus preventing any possible contamination of the process fluid.

BIOFLON HOSE GRADES, SPECIFICATIONS AND PROPERTIES

BIOFLON GRADE GP, RC



BIOFLON GRADE AS, RC



BIOFLON GRADE GP, SI



BIOFLON GRADE AS, SI



PURPOSE

Bioflon GP is the 'General Purpose' grade, for use in all applications where fluids or gases are being conveyed which do not generate a risk of static charge development (see Grade "AS").

MATERIALS & SPECIFICATIONS

Bioflon GP has a virgin PTFE liner, manufactured from hose grade PTFE which conforms to the requirements of: FDA 21 CFR 177.1550.

The PTFE Liner is covered by a Grade 304 SS braid, then a High Tensile Carbon Steel helical reinforcing wire.

An external cover of blue, EPDM rubber (Grade RC) or clear, platinum cured silicone rubber (Grade SI) is applied over the outside of the construction.

GP & AS GRADE APPROVALS

The full list of approvals and certifications are given on Page 10.

GRADE AS (ANTISTATIC)

Bioflon AS is an essential requirement in applications where there is the risk of an electrostatic charge build-up on the inside surface of the PTFE tube which may then discharge through the tube wall. Media passing through which create such a risk are fluids which have a Conductance of less than 10^{-8} S/m (Siemens per Metre), or 10^4 pS/m such as fuels, solvents, freons, some WFI (ultra-pure "Water for Injection") an non-polar organics which are being transferred at a medium to high flow velocity.

All twin or multi phase media, and any non-mixing media, such as powder in air, or water droplets in steam, in gases or in oil, also colloidal fluids constitute a particular hazard for static charge generation, and always require grade AS.

If in doubt, consult Aflex Hose.

BIOFLON GP AND AS GRADES - SPECIFICATIONS & PROPERTIES

Nominal Hose Sizes		Actual Bore Size		Outside Diameter		Maximum Working Pressure		Minimum Bend Radius		Maximum Continuous Length	
in	mm	in	mm	in	mm	psi	bar	in	mm	Feet	Metres
2 ¹ / ₂	65	2 ³ / ₈	60.0	3.07	78.0	300	20	31	800	32	10
3	80	2 ⁷ / ₈	73.0	3.80	96.5	230	16	39	1000	32	10

SELECTING THE HOSE LENGTH: Bioflon hose assemblies are made up to the specific lengths required. The hose length is taken as the length from the sealing face at one end of the hose to the same at the other end. The length tolerance is normally +5%-0%. Closer tolerances are available to special order.

TEMPERATURE RANGE: Blue EPDM Rubber Covered -40°C to +140°C (-40°F to +284°F), Clear Silicone Rubber Covered -73°C to +204°C (-100°F to +400°F).

VACUUM RESISTANCE: Dependent upon temperature and degree of flexing.

FLEXIBILITY AND KINK RESISTANCE: Comparable with other Smooth Bore PTFE/PFA/FEP lined hose products with a rubber cover.

FIRE RESISTANCE: Fire Resistant to BS5173 Section 103.13 Parts 6.2 and 6.3.

BIOFLON INTEGRAL PTFE LINED FLANGE FITTINGS

■ FLANGE SPECIFICATIONS

- ANSI B16.5 (also ASME B16.5) Class 150# and 300#
- *DIN PN10, PN16 and PN40
- JIS 10K
- Other Pressure Ratings and Flange Specifications are also available.

*DIN PN10, PN16 and PN40 Flanges all have the same dimensions, and so are fully interchangeable.

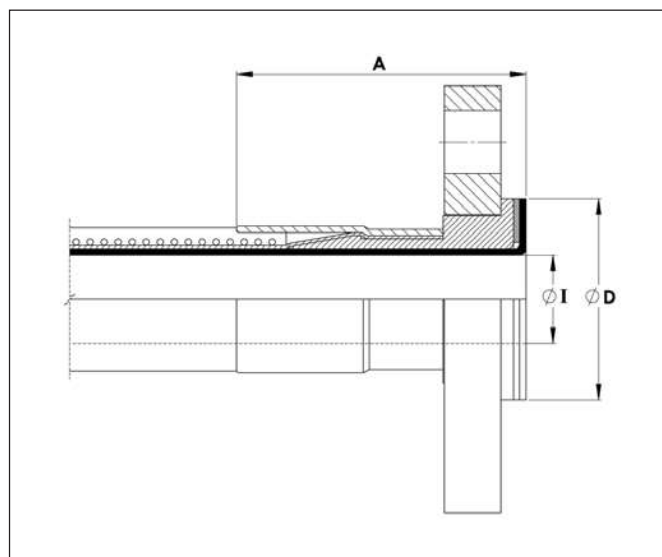
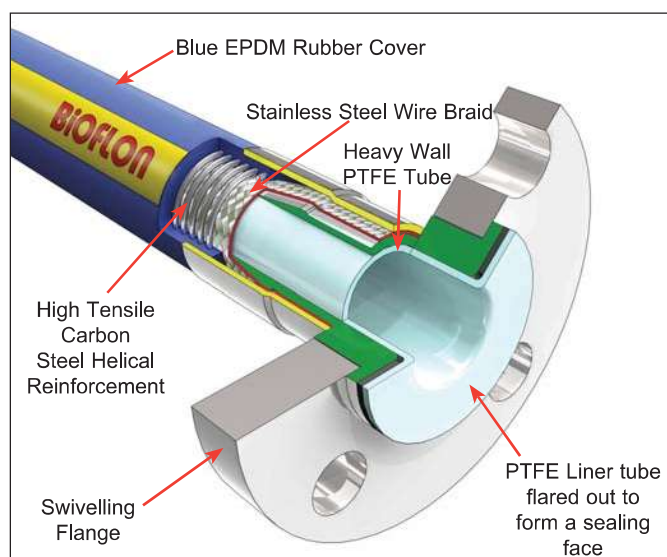
■ END FITTING MATERIALS

- Flanges in Grade 304 SS
- Flange Retainers in Grade 316L SS
- Ferrules, most in Grade 304 SS, some sizes in Grade 316 SS

■ PRESSURE RATINGS FOR FLANGE FITTINGS

- ANSI 150# = 230 ps (16 Bar) , ANSI 300# = 460 psi (32 Bar).
- DIN PN10 = 145 psi (10 Bar), DIN PN16 = 230 psi (16 Bar).

INTEGRAL PTFE LINED SWIVEL FLANGE FITTINGS



Nominal Hose Size		*Fitting Length A		Flared Diameter D				Fitting Inside Dia. and Hose Bore I	
				ANSI 150#		**DIN PN10/16/40			
in	mm	in	mm	in	mm	in	mm	in	mm
2½	65	4.00	101	4.13	105	4.8	122	2⅜	60.0
3	80	4.33	110	5.00	127	5.0	127	2⅞	73.0

**The listed Flare Diameters are not all full size, due to limitations on PTFE flare diameters.

BIOFLON NON LINED SWIVEL FLANGE FITTINGS

■ FLANGE SPECIFICATION

- ANSI B16.5 (also ASME B16.5) Class 150# and 300#
- *DIN PN10, PN16 and PN40
- JIS 10K
- Other Pressure Ratings and Flange Specifications are also available.

*DIN PN10, PN16 and PN40 Flanges all have the same dimensions, and so are fully interchangeable.

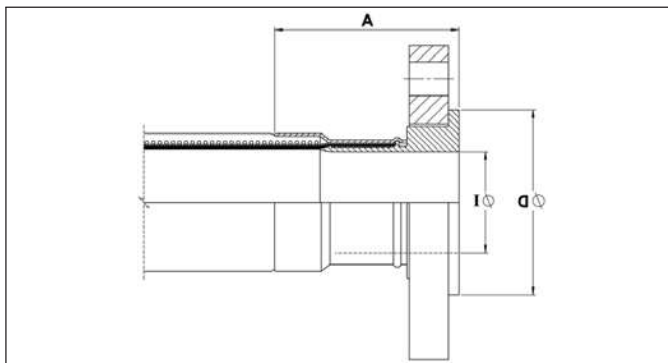


■ END FITTING MATERIALS

- Flanges in Grade 304 SS
- Flange Retainers in Grade 316L SS
- Ferrules, most in Grade 304 SS, some sizes in Grade 316L SS

■ PRESSURE RATINGS

- ANSI 150# = 230 psi (16 Bar), ANSI 300# = 460 psi (32 Bar).
- DIN PN10 = 145 psi (10 Bar), DIN PN16 = 230 psi (16 Bar), DIN PN40 = 580 psi (40 Bar).



Nominal Hose Size		*Fitting Length A		Flared Diameter D				Fitting Inside Dia. and Hose Bore I	
				ANSI 150#		**DIN PN10/16/40			
in	mm	in	mm	in	mm	in	mm	in	mm
2½	65.0	4.0	101	4.13	105	4.81	122	2¼	57.1
3	80.0	4.1	104	5.00	127	5.44	138	2⅝	66.7

BIOFLON NPT AND BSPT FIXED MALE AND NPT FIXED FEMALE FITTINGS

■ End Fitting Specification

NPT Taper Threads to American National Standard Pipe Taper Thread design to ANSI/AMSE B1.20.1.

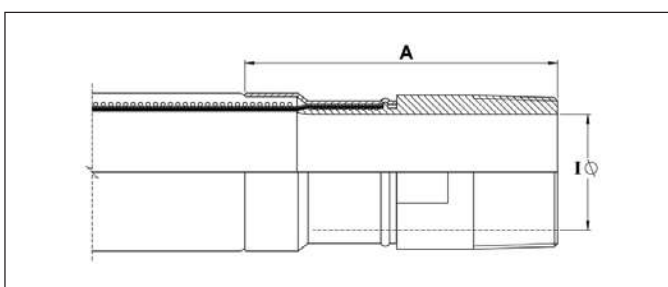
BSPT Threads to British Standard Pipe Taper Thread design to BS21.

■ End Fitting Materials

- Fittings in Grade 304 SS
- Ferrules, most in Grade 304 SS, some sizes in Grade 316L SS

Alternatives - Fittings in Zinc Plated Carbon Steel

Fixed Male NPT or BSPT



Nominal Hose Size		NPT or BSPT Thread Size	*Fitting Length A		Fitting Inside Diameter I	
in	mm	in	in	mm	in	mm
2½	65.0	2½	4.0	101	2¼	57.1
3	80.0	3	4.3	110	2⅝	66.7

BIOFLON HOSE: SPECIAL USAGE CONDITIONS

■ CLEANING & STERILISING SYSTEMS - CIP, SIP AND AUTOCLAVE

CIP & SIP – PTFE liner tubes are chemically resistant to all CIP, SIP and Autoclave conditions. The primary consideration is whether the cleaning and purging cycle is likely to develop an electrostatic charge on the internal surface of the liner, in which case AS (Anti-Static) grade hose is required.

AS grade hose and Electrostatic charge generating systems are fully described in the hose liner section.

CIP systems using high electrical resistivity solvents like Toluene will require AS grade hose.

Another electrostatic generation problem arises when wet steam is used, or when the cleaning fluids or WFI are purged out of the line using nitrogen, compressed air or another gas, because droplets of liquid or water in the gas then generate a multi-phase condition until they are cleared out, which will generate a static charge, and so will require AS grade hose.

In static generating applications where AS grade hose is not acceptable due to the black PTFE liner, alternative solutions are available – please consult Aflex Hose for advice.

Autoclave – Autoclave sterilisation does not normally involve any high flow rates through the hose bore, so static generation is not a problem. Aflex hose grades GP and AS, with SS or HB braids are fully resistant to all autoclave conditions throughout the service life of the hose.

The rubber covered grades EPDM, (RC) and Silicone Rubber (RC, SI) are able to withstand at least 100 x 30 minute autoclave cycles at relatively high autoclave temperatures (121°C, 250°F or 135°C, 275°F). Consult Aflex Hose for more specific information.

■ PTFE HOSE-USE WITH ALKALI METALS, HALOGENS AND HALOGEN CONTAINING CHEMICALS

PTFE hose liners react chemically with Fluorine, Chlorine Trifluoride and molten Alkali Metals.

When PTFE lined hose is used to carry Chlorine or Bromine, either as gasses or fluids, they will diffuse into and through the PTFE liner wall thickness. Trace quantities will then combine with atmospheric moisture to corrode any braid/rubber outer coverings.

Heavily halogenated chemicals, like Hydrogen Fluoride, Hydrogen Chloride, Phosgene (Carbonyl Chloride) Carbon Tetrachloride and other organic chemicals with a high halogen content can also be absorbed and transmitted through the PTFE liner tube.

■ OTHER “PENETRATING” FLUIDS AND GASES

Sulphur Trioxide, Methyl Methacrylate, Caprolactam and Glacial Acetic Acid are some other chemicals which can be absorbed and transmitted through the PTFE liner tube wall.

Generally, however, as a hydrophobic (non-wetting) material, PTFE is very resistant to the absorption of chemicals. In some cases, PTFE has superior resistance to diffusion, for example to the diffusion of automotive fuels, in comparison with all other plastics and rubbers.

■ GAS/FLUID CYCLING

There are some applications where the fluid passing through the hose turns into a gas, then back into a fluid, then into a gas etc, in a cyclic sequence.

This is normally associated with changes in temperature and/or pressure. For complex reasons these conditions are extremely damaging to the hose liner, whatever material it is made from.

For example, hoses are sometimes used to pass steam, water, steam etc into rubber moulding presses, in order to heat the mould, then rapidly cool it before reheating in the next cycle. Hoses of all types fail rapidly in such an application and PTFE lined hoses are no exception.

Please contact Aflex Hose for further information if these conditions apply.

■ CONNECTING ASSEMBLIES FOR USE IN APPLICATIONS

The lengths of hose assemblies and their configuration in use when connected into the application must always be in accordance with the Hose Configuration information at the end of this product literature.

When being connected for use in applications, the end fittings on hose assemblies must be connected to correct mating parts in the correct way, using the correct tools, spanners, clamps, nuts and bolts etc. The connections must be sufficiently tightened to ensure that the joint is leak free but not be over tightened as this can damage the sealing surfaces, especially with PTFE lined and flared end fittings.

In applications involving the transfer through the hose of expensive or dangerous fluids or gases, the hoses and connections must be pressure tested in situ before being put in to service. This should be done with some harmless media to 1½ times the maximum working pressure of the hose assembly, as stated in the product literature.

If in doubt please contact Aflex Hose for advice.

■ SPECIAL APPLICATIONS

Aflex Hose PTFE lined hose products are not rated as suitable for use in the following, special applications:

All Radioactive Applications involving high energy radiation, including Gamma radiation (degrades PTFE)

All Medical Implantation Applications.

All Aerospace Applications.

BS EN ISO 9001:2008

Aflex products are all manufactured in accordance with BS EN ISO 9001: 2008 Quality Management Systems independently assessed and registered by National Quality Assurance Limited (NQA).

TS16949

Aflex Hose Ltd manufactures PTFE flexible hose for the automotive industry in accordance with TS16949 and is assessed and certified by National Quality Assurance Limited (NQA).

USP CLASS VI AND ISO 10993-5, 6, 10 & 11 GUIDELINES

Natural and Antistatic PTFE Hose Liners, Platinum Cured Silicone Rubber Covers (White and Clear) and EPDM Rubber Cover (Blue) have been independently tested in accordance with USP protocols and are found to conform to the requirements of USP Class VI Chapter <88>.

Natural and Antistatic PTFE Hose Liners, Platinum Cured Silicone Rubber Covers (White and Clear) have also been tested in accordance with USP protocols and are found to conform to the requirements of USP Class VI Chapter <87>, the L929 MEM Elution Test and are considered non-cytotoxic.

FDA

The Materials used to manufacture the natural PTFE Tube liner conforms to FDA 21 CFR 177.1550, and the antistatic PTFE liner conforms to FDA 21 CFR 178.3297.

3-A SANITARY STANDARDS

The PTFE used in the liner is manufactured solely from materials which meet the requirements of the 3-A Sanitary Standards.

CHEMICAL MANUFACTURERS APPROVALS

Most of the major chemical manufacturing companies in the world have audited and/or approved Aflex Hose as a Hose Supplier.

BPSA LEACHABLES and EXTRACTABLES TESTING

Aflex Hose Natural and Antistatic PTFE Hose Liner Tube has been independently tested in accordance with BPSA recommendations, and found to be satisfactory.

Copies of the Test Report are available for specific assessments to be made.

CE MARKING (EUROPE ONLY)

Aflex has been assessed by a notified body and found to comply with the Pressure Equipment Directive 97/23/EC (European Community) Conformity Assessment Module D1, approved to CE Mark applicable hose products, accompanied by a Hose Usage Data Sheet, and a Declaration of Conformity.

ATTESTATIONS OF CONFORMITY TO ATEX DIRECTIVE 94/9/EC (POTENTIALLY EXPLOSIVE ATMOSPHERES)

Available for hose and assemblies for components used in Gas Zones 1 & 2 and Dust Zones 21 & 22, when applicable.

MATERIAL CERTIFICATION TO EN10204

Available for all the hose or hose assembly components.

CERTIFICATES OF CONFORMITY TO BS EN ISO/IEC 17050

Are available for all products.

HOSE TESTING

Each assembly is pressure tested to 1.5 times maximum working pressure before despatch, and pressure test certificates can be supplied.

HOSE CONFIGURATION & LENGTH CALCULATIONS - FOR BEND RADIUS

■ Hose Configuration Requirements

Hose Assemblies are usually connected at both ends in service. They may then either remain in a fixed, or static configuration or in a flexing, or dynamic configuration.

Whether static or dynamic, the First Rule concerning the configuration of the hose is that the bend radius of the hose must never be less than the Minimum Bend Radius (MBR) for the hose as listed in the relevant hose brochure.

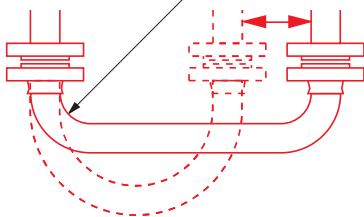
The most common situation when this is likely to occur is when the hose is flexed at the end fitting, with stress being applied to the hose at an angle to the axis of the end fitting. Typically, this happens either because the length of the hose is too short, or because the weight of the hose plus contents creates a stress at an angle to the end fitting.

The Second Rule, therefore, if possible, is to design the configuration to ensure that any flexing in the hose takes place away from the end fittings.

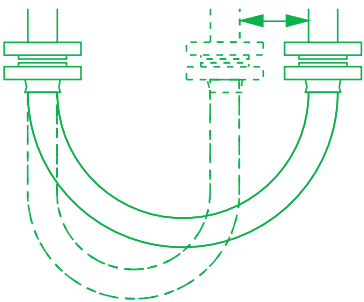
(Dynamic) Configuration

INCORRECT - Hose too short

Less than MBR



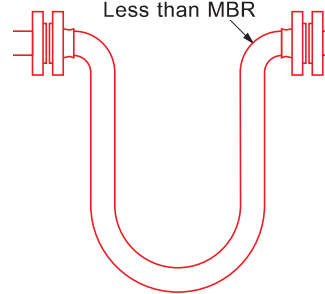
CORRECT - No flex at end fittings



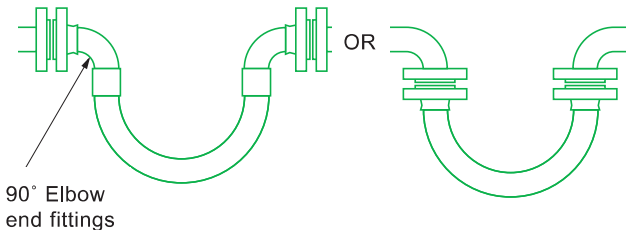
(Static) Configuration

INCORRECT - Weight of hose is at 90° to Axis of End Fittings

Less than MBR



CORRECT - No flex at end fittings

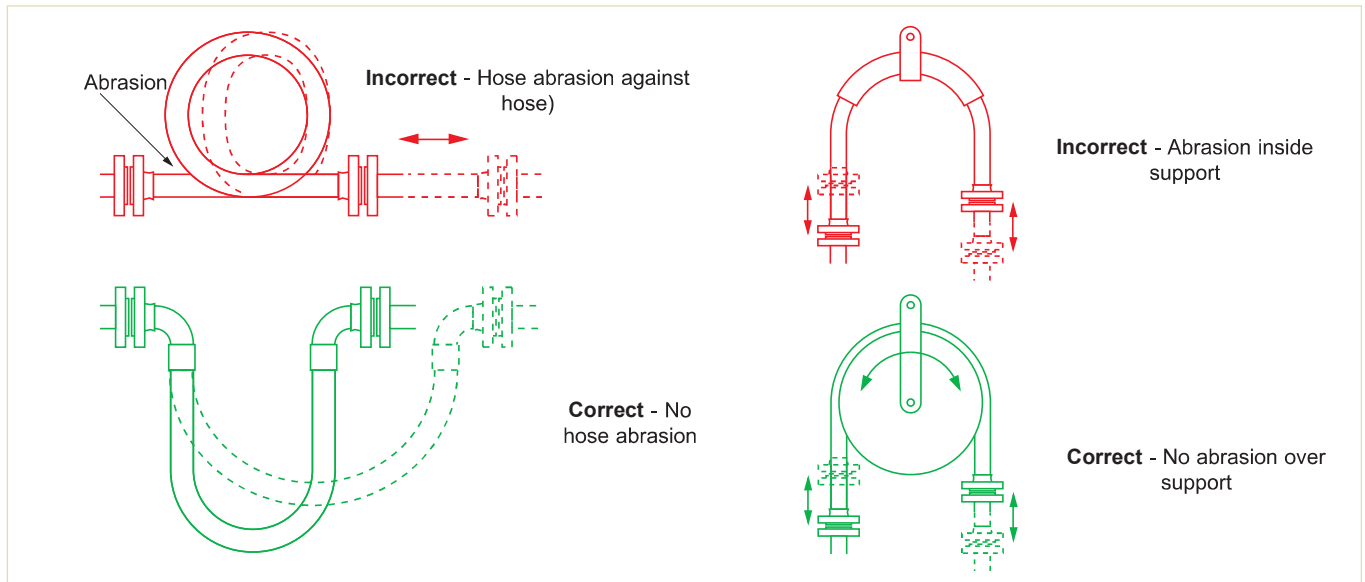


HOSE CONFIGURATION & LENGTH CALCULATIONS

- ABRASION & TORQUE

The Third Rule is that **the hose configuration should always be designed, and supported where necessary, to avoid any possibility of external abrasion.**

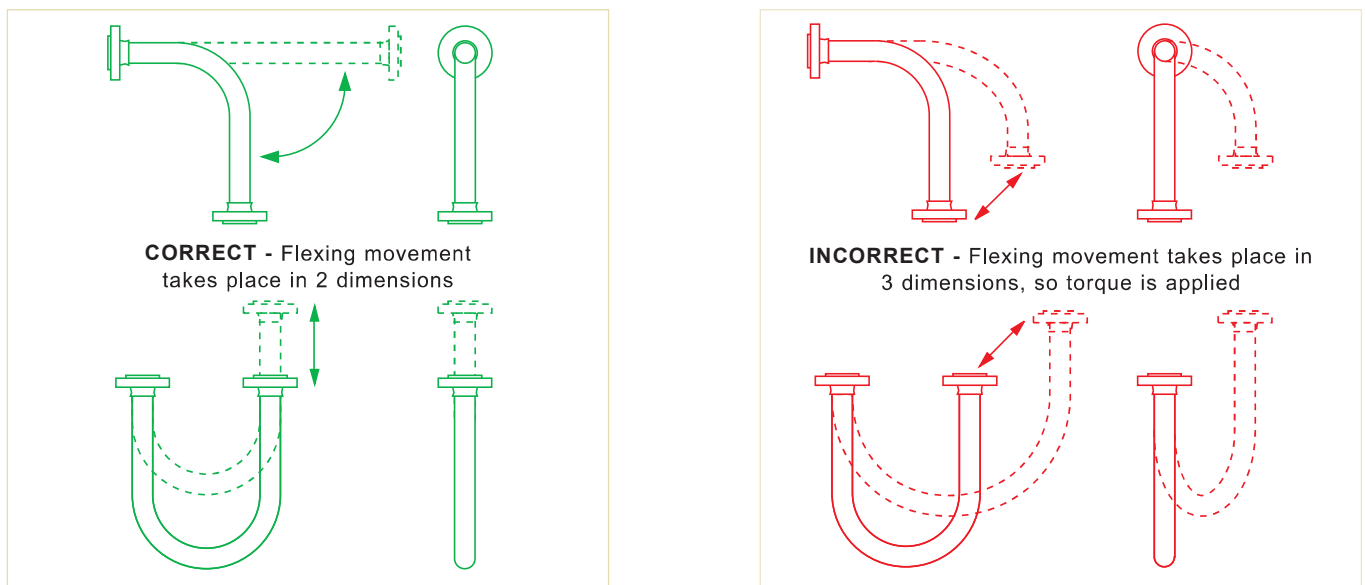
In some cases, the length, configuration and angle of the hose can be designed to avoid abrasion. In others, static or moving support frames or support wheels are required.



The Fourth Rule is that **the hose must not be subjected to torque, either during connection, or as a result of the flexing cycle.**

Torque (twist) in the hose can be applied during connection if the hose is accidentally twisted, or if the second end being connected is a screwed connection, and the hose is subjected to torque during final tightening.

In a flexing application, if any flexing cycle of the hose occurs in 3 dimensions instead of 2, then torque will also occur:



Both Corroflon and Bioflex hose have good resistance to a small level of torque, much better resistance than rubber or SS hose types, but it is still the best practice to take whatever steps are necessary to eliminate torque. If in doubt, consult Aflex Hose.

HOSE CONFIGURATION & LENGTH CALCULATIONS - FOR BEND RADIUS

Calculating the Hose Length

The formula for calculating the bent section of the hose length around a radius is derived from the basic formula that the circumference of a circle = $2\pi R$, where R = the radius of the circle, and π = a constant, = 3.142.

So, if the hose goes around a 90° bend, which is $1/4$ of a full circumference, and the radius of the bend is R , then the length of the hose around the bend is = $1/4 \times 2\pi R$. Or half way round, in a U-shape, = $1/2 \times 2\pi R$.

Note :

In calculating the length of a hose assembly, the (non-flexible) length of the end fittings must be added in, also the length of any straight sections of hose, as in the following example:

Example :

To calculate the length for a 2" bore size hose with flange end fittings, to be fitted in a 90° configuration with one leg 400mm long, the other 600mm long.

$$\begin{aligned} \text{Length of Bent Section (yellow)} &= 1/4 \times 2\pi R \text{ (334)} \\ &= 1/4 \times 2 \times 3.142 \times 334 = \mathbf{525\text{mm}} \end{aligned}$$

$$\begin{aligned} \text{Length of top, Straight Section, including the top end fitting length} \\ &= 600 - 334 = \mathbf{266\text{mm}} \end{aligned}$$

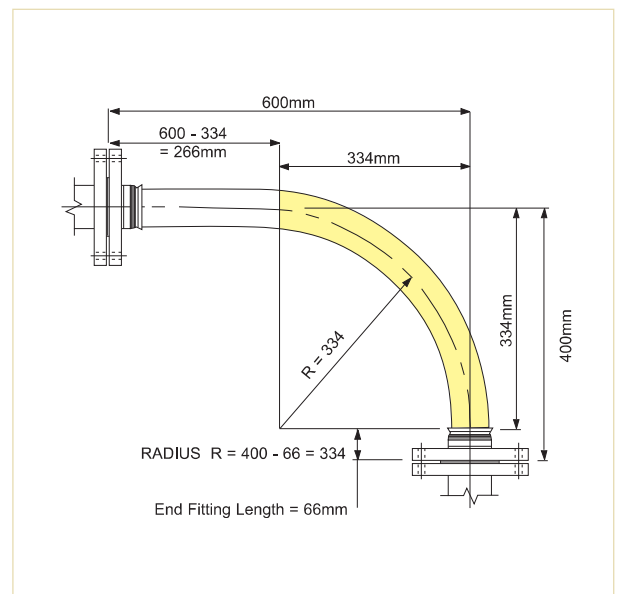
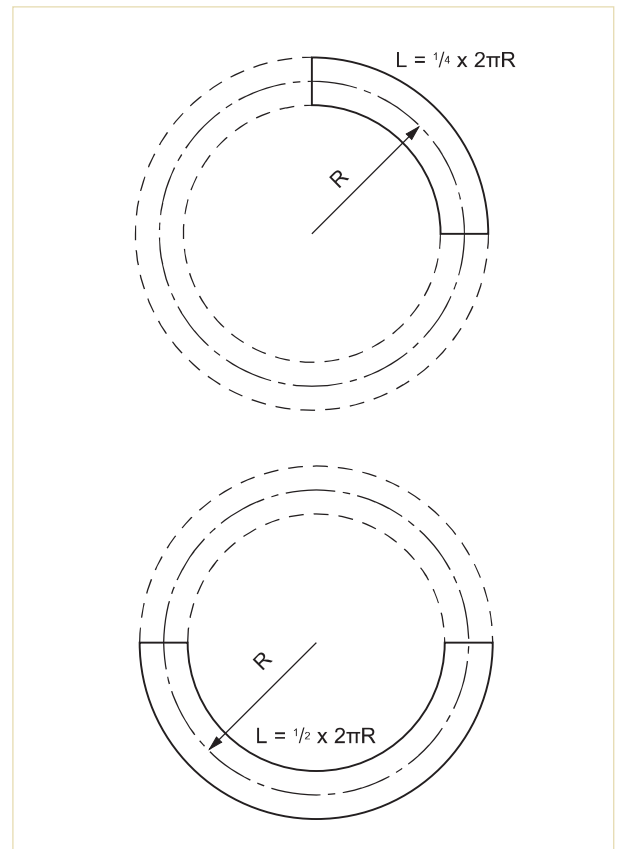
$$\text{Length of bottom end fitting} = \mathbf{66\text{mm}}$$

$$\text{Total length of Hose Assembly} = 525 + 266 + 66 = \mathbf{857\text{mm}}$$

Things to consider

- A hose will normally take the longest radius available to it to go around a corner, not the MBR! Also - always remember to include the **non-flexible** end fitting lengths.
- In dynamic applications, remember to always calculate the lengths for the most extended configuration during the flexing cycle, not the least extended.
- If the configuration is simply too complex for calculation, then obtain a length of flexible tubing of some kind, mark on paper, or a wall, or floor, or both where the connection points will be relative to each other, scaled down if necessary, then manually run the flexible tubing between them with full radii round bends. Measure the extended length, then scale up if necessary to determine the approximate length of the hose.

If in doubt, consult Aflex Hose.



CONDITIONS OF SALE

Definitions

- (1) "Aflex Hose" shall mean Aflex Hose Limited
- (2) "Aflex Hose Products" shall mean those products the Customer is purchasing from Aflex Hose.
- (3) "Customer" shall mean the individual or entity that is purchasing Aflex Hose Products hereunder.
- (4) "Full Product Brochure" shall mean the brochure for each specific product available at <http://www.aflex-hose.com/products/>.

General

(5) These Conditions of Sale form the basis of the contract of sale between Aflex Hose and the Customer. In the event of any conflict between the terms and conditions set forth in these Conditions of Sale and any other Customer document, these Conditions of Sale shall govern, unless otherwise agreed to in writing and authorized and signed for by a Director or General Manager of Aflex Hose.

(6) Unless otherwise agreed to in writing, delivery will be at cost from Aflex Hose's facilities Brighouse, West Yorkshire, England. Title and all risks of loss or damage pass to the Customer upon delivery to the Customer or third party carrier. Delivery dates specified by Aflex Hose are only Aflex Hose's best estimates and Aflex Hose's only responsibility will be to use reasonable commercial efforts to meet all specified delivery dates.

Customer Responsibilities and Obligations

(7) It is the Customer's strict responsibility to review all of the usage conditions and usage limitations given for the Aflex Hose Products which are intended for use in a particular application, to ensure that the application conditions are in compliance with those usage limitations. The usage conditions and limitations are referred to in these Conditions of Sale, and are further specified in the relevant Full Product Brochure. The Customer shall consult the latest, up to date hose product information and Full Product Brochure at the time of ordering, which are only available and downloadable from the Aflex Hose website at <http://www.aflex-hose.com/products/>, or on request from Aflex Hose. The Customer here represents and warrants that it has read and understands the applicable Full Product Brochure and the usage conditions and the usage limitations set forth therein, and has ensured their compliance with the application conditions.

(8) If the Customer sells or assigns any Aflex Hose Products to any other person or entity, the Customer shall ensure that the final end user of the Aflex Hose Products is supplied with these Conditions to Sale, the applicable Full Product Brochures, the Aflex Hose website address, together with notification of the requirement to review the usage conditions and limitations. The Customer shall include the terms and conditions set forth herein in its Conditions of Sale to any third party. The Customer hereby agrees and acknowledges that Aflex Hose shall have no liability whatsoever for claims arising in whole or in part out of the Customer selling or assigning the Aflex Hose Products to a third party that does not use the Aflex Hose Products in accordance with Aflex Hose's usage requirements and limitations ("Non-Conforming Use Claims"). The Customer shall indemnify and hold harmless Aflex Hose, its officers, directors, employees, affiliates and representatives for any and all claims, damages, penalties and losses arising out of or related to Non-Conforming Use Claims.

(9) The Customer agrees and acknowledges that for any intended hose application in which special conditions apply which are not defined, or not defined sufficiently in the Product Brochure, the Customer shall write to Aflex Hose requesting written advice relating to any usage limitations resulting from special conditions. The Customer shall ensure the design suitability and safety of the Aflex Hose Products in their intended applications, giving particular consideration to any special condition relating to, but not restricted to the chemical and electrostatic compatibility of the fluids or gases passing through, the possibility of diffusion of fluid or gases through the PTFE hose lining, the possibility of external corrosive conditions, the types and likelihood of excessive mechanical abuse, such as abrasion (internal or external), crushing, excessive flexing or vibrations, etc. and any excessive temperature and/or pressure "pulsing" conditions, or any other condition which may cause

premature hose failure. The Customer shall consider, and take account of the degree of risk involved in any hose failure, including the provision of adequate protection in the event of any risk to any persons. In applications where any type of hose failure would lead to financial losses if the hose is not replaced immediately, the Customer agrees and acknowledges that it shall be the Customer's responsibility to order and hold in stock spare hose(s) accordingly. The Customer shall advise Aflex Hose in writing at the time of placing the enquiry and on any purchase order if there are any special requirements for the hose, including special cleaning, or drying, or extra testing requirements which are in addition to normal industrial standards. The Customer agrees and acknowledges that Aflex Hose, its officers, directors, employees, affiliates and representatives shall not be held liable for any claims or obligations arising out of the Customer's failure to fulfill any or all of its responsibilities set forth in this Section 9.

(10) If the Customer has any doubts concerning these or any other usage conditions and limitation or safety parameters, the Customer shall consult Aflex Hose at the number and address in the Notice Provisions below and request a written response to any queries.

Hose Service Life; 24 Month Warranty

(11) It is not possible to guarantee a minimum service life for any of the Aflex Hose Products which can be applicable for every type of application. As such, Customer acknowledges that, except as provided below in Sections 12, 13 and 14 Aflex Hose is not guaranteeing a minimum service life of any of the Aflex Hose Products.

(12) Service life predictions or guarantees can only be given in cases where all the relevant information concerning the application is given in writing to Aflex Hose, and Aflex Hose subsequently replies in writing with the service life prediction prior to the order being placed.

(13) If such a written undertaking is not sought and given, Aflex Hose shall not be held liable for any Aflex Hose Product failure which the Customer considers to be premature, excepting failures which are due to faulty materials or manufacturing defects which occur within 24 months or 12 months, as applicable, of supply as provided in Section 14 below.

(14) Aflex Hose warrants its Aflex Hose Products to be free from faulty materials or manufacturing defects from the date of the delivery, for 24 months; provided, however, that all Hose Assemblies which are "ETH" (Electrical Trace Heated) Grade are only warranted for 12 months.

(15) AFLEX HOSE MAKES NO WARRANTY OF ANY KIND WHATSOEVER, EXPRESS OR IMPLIED OTHER THAN AS SPECIFICALLY STATED HEREIN, AND THERE ARE NO WARRANTIES OF MERCHANTABILITY AND/OR FITNESS FOR A PARTICULAR PURPOSE WHICH EXCEED THE OBLIGATIONS AND WARRANTIES SPECIFICALLY STATED HEREIN.

Product Failure

(16) In the event of a product failure during the applicable warranty period set forth in Section 14, the Customer shall provide Aflex Hose with written notification within forty-eight (48) hours of discovering the fault. Aflex Hose requires that the Aflex Hose Products not be cut up or tampered with, but should be decontaminated and returned to Aflex Hose, plus a decontamination certificate, for examination and analysis of the fault. The Customer should also provide full details in writing of the application conditions under which the hose failed, including Pressure, Vacuum, Temperature, Flexing and any cycling of any of these, also the fluids, gases and any cleaning products passed through the hose, and the total time that the hose has been in service also the original order number and the Serial Number for the hose. The Customer may send its own witness to the examination if required. Aflex Hose will provide a Non-Conformance Report to the Customer. The Customer shall bear the cost of returning the Aflex Hose Products that have failed; provided, however, as set forth in Section 17 below, Aflex Hose shall reimburse the Customer for any shipping costs if it is determined that the failure is covered by the warranty set forth in Section 14.

CONDITIONS OF SALE CONTINUED

(17) If Aflex Hose determines that the faulty materials or a manufacturing defect in the hose is responsible for the hose failure, Aflex Hose's maximum liability shall be the invoice value of the failed hose itself, or the invoice value of the whole customer order as determined by Aflex Hose in its sole discretion, along with any reasonable costs for removal and replacement of the hose, and costs for packing and despatching the failed hose back to Aflex Hose.

Untested Hose for Self Assembly by Customers

(18) Aflex Hose sometimes supplies "loose" hose, without end fittings attached to a Self Assembly Customer, who will then cut the hose to length and attach end fittings to make up Hose Assemblies for their own use, or for sale to their own customers.

(19) Unless the Customer requests, and Aflex Hose confirms that the 'loose' hose is pressure tested before supply, such testing is not normally applied by Aflex Hose, because this testing requirement is otherwise satisfied by the Self Assembly Customer during his own testing of the finished Hose Assemblies made up using the "loose" hose. Self Assembly Customers agree and acknowledge that they are solely responsible for carrying out hydrostatic pressure testing of 100% of such assemblies to 1½ times the Maximum Working Pressure (MWP) of the hose assembly as specified in the relevant Full Product Brochure before supply for end use, to validate both the hose and the end fitting attachment.

(20) When pressure testing braided hoses with a plastic or rubber outer cover, the cover will mask any signs of leakage for a time. The Customer agrees and acknowledges that after the hydrostatic pressure test, it is required to test each covered hose assembly with an internal helium gas pressure of 30 Bar (450 psi) for hose sizes up to 1" and 15 Bar (225 psi) for hose sizes above 1", with the hose assembly immersed in water to enable leak detection by gas bubbles, for a minimum test period of 5 minutes.

(21) The "Self Assembly" Customer agrees and acknowledges that it shall determine and approve the Design Suitability of the hose assemblies for their intended use before supply and that, except as set forth in Section 22, it shall indemnify and hold Aflex Hose harmless from any Claims and Losses arising from Design Suitability for a Self Assembly Customer. This includes proceeding in accordance with Section (7) and Section (8) above.

(22) Aflex Hose's liability is limited to Aflex Hose Products which are assembled by approved Self Assembly Customers if all the hose and fitting components were supplied by Aflex Hose or approved for use by Aflex Hose in writing, and they were assembled and tested in accordance with Aflex Hose's current Manufacturing and Testing Instructions, available to approved Self Assemblers in an I-Bay on the Aflex Hose website.

Untested Hose Assemblies

(23) Aflex Hose is sometimes requested by Customers to attach non-standard end fittings to hose assemblies which they, supply, and in some cases it is not possible to connect these fittings to the Aflex Hose pressure test system. In such cases a "concession not to test" is obtained from the Customer, and a label is attached to the hose assembly, warning that it requires pressure testing before use. The Customer agrees and acknowledges that Aflex Hose shall have no liability whatsoever if the Customer does not comply with the warning that requires pressure testing before use.

Force Majeure

(24) Aflex Hose shall not be liable for any delay in delivery, failure to deliver or default in performing in accordance with any Customer's order if the delay or default is due to: (a) fires, floods, strikes, or other labor disputes, accidents to Aflex Hose's production facilities, acts of sabotage, riots, natural disasters, difficulties procuring materials, shortages of raw materials, interference by civil or military authorities, whether legal or de facto, governmental restrictions, including but not limited to failure to obtain export licenses, delays in transportation or lack of transportation facilities, restrictions imposed by federal, state or other governmental legislation or, rules or regulations thereof, including a force majeure event occurring in respect to one of Aflex Hose's suppliers; or (b) any other cause beyond Aflex Hose's control.

Governing Law; Jurisdiction

(25) These Conditions of Sale and all rights, duties and obligations hereunder, including any and all other Customer agreements and orders shall be governed by and subject to English Law.

(26) The Customer acknowledges and agrees that any disputes arising out of or related in any way to this Agreement, including a breach of this Agreement, shall be brought exclusively in the courts of England, United Kingdom. Furthermore, Customer knowingly, voluntarily and irrevocably (a) consents to the exclusive jurisdiction of these courts, (b) waives any immunity or objection, including any objection to personal jurisdiction or the laying of venue or based on the grounds of forum non conveniens, which it may have from or to the bringing of the dispute in such jurisdiction, (c) waives any personal service of any summons, complaint or other process that may be made by any other means permitted by England, United Kingdom, (d) waives any right to trial by jury, (e) agrees that any such dispute will be decided by court trial without a jury, (f) understands that it is giving up valuable legal rights under this Section 26, including the right to trial by jury, and that it voluntarily and knowingly waives those rights.

Limitations of Liability

(27) Aflex Hose Products have not been designed or tested for use in aerospace, medical implantation or radioactive applications, and such use is therefore strictly prohibited unless written approval from Aflex Hose has been given. Customer agrees and acknowledges that it is aware of the limitations set forth in this Section 26 and hereby agrees that Aflex Hose shall not have any liability whatsoever in the event Customer uses Aflex Hose Products for aerospace, medical implantation or radioactive applications. Customer agrees to indemnify Aflex Hose, its officers, directors, employees, affiliates and representatives for any and all Claims and Losses arising out of Customer's use of the Aflex Hose Products for aerospace, medical implantation or radioactive applications.

(28) Aflex Hose will not accept liability for any failures of the Aflex Hose Products which are caused by Customers failing to perform their Responsibilities as specified in these Conditions of Sale.

(29) NOTWITHSTANDING ANYTHING TO THE CONTRARY HEREIN, IN NO EVENT SHALL AFLEX HOSE BE LIABLE FOR ANY SPECIAL, INDIRECT, INCIDENTAL, CONSEQUENTIAL, EXEMPLARY, OR PUNITIVE DAMAGES, LOSS OF PROFITS OR REVENUE, LOSS OF PROCESS PRODUCTS, DAMAGE TO EQUIPMENT, DOWNTIME COSTS, OR LOSS OF USE EVEN IF INFORMED OF THE POSSIBILITY OF SUCH DAMAGES. TO THE EXTENT PERMITTED BY APPLICABLE LAW, THESE EXCLUSIONS AND LIMITATIONS WILL APPLY REGARDLESS OF WHETHER LIABILITY ARISES FROM FAILURE OF THE PRODUCT(S), BREACH OF CONTRACT, FAILURE TO DELIVER ON TIME, WARRANTY, TORT (INCLUDING, BUT NOT LIMITED TO, NEGLIGENCE), BY OPERATION OF LAW, OR OTHERWISE.

Completion of Bulk Hose Orders

(30) Due to the nature of the production of PTFE hose, Aflex Hose reserves the right to call an order complete in the following situations. If a product is a standard Aflex product (as listed in Aflex product brochures) a figure of +10% of original order quantity can be supplied. If the product is a non-standard product and outside the Aflex standard product range the figure of +/- 10% of the original order quantity can be supplied. Goods supplied within these parameters would render the order complete.

Notice Provisions

(31) Any written notice required to be provided to Aflex Hose shall be sent to the following address: Aflex Hose Limited, Spring Bank Industrial Estate, Watson Mill Lane, Sowerby Bridge, Halifax, West Yorkshire, HX6 3BW.

Exclusion of CISG

(32) The United Nations Convention on Contracts for the International Sale of Goods shall not apply to these Conditions of Sale and any and all other Customer documents.



UK Bioflon/13.06.14 Rev 13

UK

Spring Bank Industrial Estate
Watson Mill Lane
Sowerby Bridge
Halifax
West Yorkshire, HX6 3BW

Tel: +44 (0) 1422 317200
Fax: +44 (0) 1422 836000

USA

6111 Kellers Church Road
Unit B
Pipersville,
Pa 18947

Tel: 215 - 766 - 1455
Fax: 215 - 766 - 1688

www.aflex-hose.com

